

WORK LIGHTS



PERSONAL LIGHTING SOLUTIONS



PRO Series

- Brightest Headlamp with four 1Watt White LEDs
- 6 Modes with variable Light Intensity
- Up to 300 ft (91 m) of distance and 80 ft (24 m) of peripheral vision
- Four 3 Watt Version also Available



Signature Series

- 20 White, 4 Green LED Headlamp Offering Bumper Protection
- Up to 150 ft (45 m) of distance and 60 ft (18 m) of peripheral vision
- Tap Switch or Autodim Sensor units available
- Intrinsically Safe Versions Available



Performance Series

- 20 White, 4 Green LED Headlamp with Tap Switch and Tilt
- Up to 150 ft (45 m) of distance and 60 ft (18 m) of peripheral vision
- Intrinsically Safe Versions Available



Command Series

- 10 or 20 White LED Headlamp with Tap Switch & Tilt
- Up to 120 ft (37 m) of distance and 48 ft (15 m) of peripheral vision
- Red Flashing LED in Battery Pack to help to be seen



TX-2

TX Series

- TX-2 Clip Light: 2 White LEDs with 2 Modes
- TX-3 Belt Light: 3 White LED Light with 3 Modes and Flashing Red LED



TX-3










































Scout Series

- 10 White LED Utility Light with Belt Clip
- 2 Modes: 2 LEDs and 10 LEDs
- White/Red and White/Blue Versions also Available



WORK LIGHTS

Work Lights Product Comparison

Features	 Signature	 Performance	 Command	 Pro	 TX	 Scout
Model	200-009 Work 200-011 Industrial	400-003 Work	410-009 Tactical 420-009 Tactical	500-003 Outdoor	600-500 TX-2 600-600 TX-3	300-010 Tactical II
LED # / Colors	 	 	10 or 20 white		2 or 3 white	
Modes	1	1	3	6	2 or 3	2
Tap On/Off Switch						
Removable Battery Pack			--		--	--
AutoDim Sensors		--	--	--	--	--
Adjustable Beam Angle	--					--
Fits Forehead or Helmet					--	--
Clip for Belt/Pocket Wear	--	--	--	--		
Waterproof			Water Resistant Only			
Intrinsic Versions Available			--	--	--	--
Luminous Intensity	340 cd	389 cd	280 or 560 cd	1,810 cd	80 (TX-2) or 60 (TX-3)	320 cd
Lumens	27.9	31.0	22.2 or 44.4	144	7 (TX-2) or 5.2 (TX-3)	25.5
Field Of Vision*	45°	45°	38°	30°	20°	35°
Distance Vision*	120 - 150 ft (36 - 45 m)	120 - 150 ft (36 - 45 m)	50 - 100 ft (15 - 30)	200 - 250 ft (60 - 76 m)	7 - 14 ft (2 - 3 m)	40 - 50 ft (12 - 16m)
Peripheral Vision*	60 ft (18 m)	60 ft (18 m)	48 ft (15 m)	60 ft (18 m)	--	10 ft (3 m)
Dimensions	7" x 1" x 3" 19 x 3 x 8 cm	5" x 1" x 1" 14 x 3 x 3 cm	5" x 1" x 1" 12 x 3 x 3 cm	5" x 2" x 2" 13 x 4 x 6 cm	4" x 1" x 2" TX-2 10 x 3 x 4 cm	2" x 1" x 4" 6 x 2 x 10 cm
Battery Type	AA 4 each	AA 4 each	AA 4 each	C 4 each	CR2032 2 each	AAA 3 each
Battery Life (Hrs)**	8 (Full) 16 (Reserve)	8 (Full) 16 (Reserve)	16 to 60 (Full) Varies	6 to 12 Varies By Mode	up to 40 Varies by Mode	24 to 100 Varies By Mode
Total Unit Weight	11.9 oz (337 g)	10.1 oz (287 g)	8.0 oz (227 g)	22.1 oz (627 g)	1.0 oz (27 g)	4.3 oz (122 g)

* Varies according to ambient conditions.

** Depends on battery quality and ambient temperature.

FoxFury LLC
2091 Elevado Hills Drive
Vista, CA 92084

Tel.: +1 (760) 945-4231
Fax: +1 (760) 758-6283
Fox@FoxFury.com



WWW.FOXFURY.COM